


Introductory sub-table (I)(a)

Name of the Company: ZUARI GLOBAL LIMITED			
Scrip Code, Name of the scrip, class of security: 500780 EQUITY SHARES			
Quarter ended: 30th June, 2013			
<b>Partly paid-up shares:-</b>		<b>No. of partly paid-up shares</b>	<b>As a % of total no. of partly paid-up shares</b>
			<b>As a % of total no. of shares of the company</b>
Held by promoter/promoter group			
Held by public			NIL
	<b>Total - D</b>	<b>0</b>	
<b>Outstanding convertible securities:-</b>		<b>No. of outstanding securities</b>	<b>As a % of total no. of outstanding convertible securities</b>
			<b>As a % of total no. of shares of the company, assuming full conversion of the convertible securities</b>
Held by promoter/promoter group			
Held by public			NIL
	<b>Total - E</b>	<b>0</b>	
<b>Warrants:-</b>		<b>No. of warrants</b>	<b>As a % of total no. of warrants</b>
			<b>As a % of total no. of shares of the company, assuming full conversion of warrants</b>
Held by promoter/promoter group			
Held by public			NIL
	<b>Total - F</b>	<b>0</b>	
Total paid-up capital of the company, assuming full conversion of warrants and convertible securities		29440604 EQUITY SHARES of Rs.10/- EACH AGGREGATING TO Rs.294406040/-	




**Statement Showing Shareholding Pattern**


Category code	Category of Shareholder	Number of Shareholders	Table (I)(a)		Total shareholding as a percentage of total number of shares		Shares Pledged or otherwise encumbered	
			Total number of shares	Number of shares held in dematerialized form	As a percentage of(A+B) <sup>1</sup>	As a percentage of (A+B+C)	Number of shares	As a percentage
(I)	(II)	(III)	(IV)	(V)	(VI)	(VII)	(VIII)	(VIII)/(IV)
<b>(A)</b>	<b>Shareholding of Promoter and Promoter Group<sup>2</sup></b>							
<b>1</b>	<b>Indian</b>							
(a)	Individuals/ Hindu Undivided Family							
		4	1171061	1171061	3.97	3.97		
(b)	Central Government/ State Government(s)							
(c)	Bodies Corporate	20	10001058	10001058	33.97	33.97	4156767	41.56
(d)	Financial Institutions/ Banks							
(e)	Any Others(Specify)							
(e-i)								
(e-ii)								




	<b>Sub Total(A)(1)</b>	<b>24</b>	<b>11172119</b>	<b>11172119</b>	<b>37.94</b>	<b>37.94</b>	<b>4156767</b>	<b>37.21</b>
<b>2</b>	<b>Foreign</b>							
a	Individuals (Non-Residents Individuals/ Foreign Individuals)							
b	Bodies Corporate	2	7491750	7491750	25.45	25.45		
c	Institutions							
d	Any Others(Specify)							
d-i								
d-ii								
	<b>Sub Total(A)(2)</b>	<b>2</b>	<b>7491750</b>	<b>7491750</b>	<b>25.45</b>	<b>25.45</b>		
	<b>Total Shareholding of Promoter and Promoter Group (A)= (A)(1)+(A)(2)</b>	<b>26</b>	<b>18663869</b>	<b>18663869</b>	<b>63.39</b>	<b>63.39</b>	<b>4156767</b>	<b>22.27</b>
<b>(B)</b>	<b>Public shareholding</b>							
<b>1</b>	<b>Institutions</b>							
(a)	Mutual Funds/ UTI	7	2380349	2380249	8.09	8.09		
(b)	Financial Institutions / Banks	32	4640	675	0.02	0.02		
(c)	Central Government/ State Government(s)							
(d)	Venture Capital Funds							
(e)	Insurance Companies	9	2433344	2433094	8.27	8.27		
(f)	Foreign Institutional Investors	16	1265766	1265366	4.30	4.30		



(g)	Foreign Venture Capital Investors						
(h)	Any Other (specify)						
(h-i)	Foreign Bank	1	217	217			
(h-ii)							
	<b>Sub-Total (B)(1)</b>	<b>65</b>	<b>6084316</b>	<b>6079601</b>	<b>20.68</b>	<b>20.68</b>	
<b>B 2</b>	<b>Non-institutions</b>						
(a)	Bodies Corporate	425	1066984	1049799	3.62	3.62	
(b)	Individuals						
I	Individuals -i. Individual shareholders holding nominal share capital up to Rs 1 lakh	36458	3262282	2878343	11.08	11.08	
II	ii. Individual shareholders holding nominal share capital in excess of Rs. 1 lakh.	18	238546	223356	0.81	0.81	
(c)	Any Other (specify)						
(c-i)	Clearing Members	114	41990	41990	0.14	0.14	
(c-ii)	Non Resident Indians	217	72302	69465	0.25	0.25	
(c-iii)	Overseas Bodies Corp.	1	450				
(c-iv)	Trusts	7	9865	9865	0.03	0.03	
	<b>Sub-Total (B)(2)</b>	<b>37240</b>	<b>4692419</b>	<b>4272818</b>	<b>15.93</b>	<b>15.93</b>	
<b>(B)</b>	<b>Total Public Shareholding (B)= (B)(1)+(B)(2)</b>	<b>37305</b>	<b>10776735</b>	<b>10352419</b>	<b>36.61</b>	<b>36.61</b>	



	<b>TOTAL (A)+(B)</b>	<b>37331</b>	<b>29440604</b>	<b>29016288</b>	<b>100.00</b>	<b>100.00</b>	<b>4156767</b>	<b>14.11</b>
<b>(C)</b>	<b>Shares held by Custodians and against which Depository Receipts have been issued</b>							
1	Promoter and Promoter Group							
2	Public							
	<b>Sub-Total (C)</b>	<b>0</b>	<b>0</b>	<b>0</b>	<b>0</b>	<b>0</b>	<b>0</b>	
	<b>GRAND TOTAL (A)+(B)+(C)</b>	<b>37331</b>	<b>29440604</b>	<b>29016288</b>	<b>100.00</b>	<b>100.00</b>	<b>4156767</b>	<b>14.11</b>



Sr.No	Notes
1	
2	
3	
4	N.A.
5	
6	
7	
8	
9	



**(I)(b) Statement showing holding of securities (including shares, warrants, convertible securities) of persons belonging to the category “Promoter and Promoter Group”**

Sr.  No.	Name of the shareholder	Details of Shares held		Encumbered shares (*)			Details of warrants		Details of convertible securities		Total shares (including underlying shares assuming full conversion of warrants and convertible securities) as a % of diluted share capital
		Number of shares held	As a % of grand total (A)+(B)+(C)	No.	As a percentage	As a % of grand total (A)+(B)+(C) of sub-clause (I)(a)	Number of warrants held	As a % total number of warrants of the same class	Number of convertible securities held	As a % total number of convertible securities of the same class	
(I)	(II)	(III)	(IV)	(V)	(VI)=(V)/(III)*100	(VII)	(VIII)	(IX)	(X)	(XI)	(XII)
1	Globalware Holdings Ltd.	7012000	23.82								
2	Texmaco Ltd.	2757941	9.37								
3	Adventz Investments & Holdings Ltd	941053	3.20								
4	Coltrane Corpn. Ltd.	479750	1.63								
5	Jeewan Jyoti Medical Society	138550	0.47								
6	Poddar Heritage Finance Pvt. Ltd.	85789	0.29								
7	Duke Commerce Ltd.	301761	1.02								
8	Saroj Kumar Poddar	532287	1.81								
9	Adventz Securities Enterprises Ltd.	98804	0.34								
10	Adventz Inv. Co. Pvt. Ltd.	32500	0.11								
11	Ricon Commerce Ltd.	8100	0.03								



12	Jyotsna Poddar	471621	1.60								
13	New Eros Tradecom Ltd.	1196767	4.06	1196767	100.00	4.06					
14	SIL Investments Ltd.	3208000	10.90	2960000	92.27	10.05					
15	Pilani Investment & Ind. Corp. Ltd.	434000	1.47								
16	Birla Education Trust	390600	1.33								
17	RTM Investment & Trading Co. Ltd.	110768	0.38								
18	SCM Investment & Trading Co. Ltd.	35000	0.12								
19	HTL Investment & Trading Co. Ltd.	42630	0.14								
20	Shradhanjali Inv. & Trad. Co. Ltd.	42630	0.14								
21	Ronson Traders Ltd.	63200	0.21								
22	Sarla Devi Birla	30000	0.10								
23	Usha Flowell Ltd.	49025	0.17								
24	Britex India Ltd.	31970	0.11								
25	Udit India Ltd.	31970	0.11								
26	Akshay Poddar	137153	0.46								
<b>TOTAL</b>		<b>18663869</b>	<b>63.39</b>	<b>4156767</b>	<b>22.27</b>	<b>14.11</b>	<b>0</b>	<b>0</b>	<b>0</b>	<b>0</b>	<b>0</b>

(\*) The term "encumbrance" has the same meaning as assigned to it in regulation 28(3) of the SAST Regulations, 2011





**(D)(c)(i) Statement showing holding of securities (including shares, warrants, convertible securities) of persons belonging to the category “Public” and holding more than 1% of the total number of shares**

Sr. No.	Name of the shareholder	Number of shares held	Shares as a percentage of total number of shares {i.e., Grand Total (A)+(B)+(C) indicated in Statement at para (I)(a) above}	Details of warrants		Details of convertible securities		Total shares (including underlying shares assuming full conversion of warrants and convertible securities) as a % of diluted
				Number of warrants held	As a % total number of warrants of the same class	Number of convertible securities held	% w.r.t total number of convertible securities of the same class	
1	Life Insurance Corp. of India	1350576	4.59					
2	Reliance Capital Trustee Co. Ltd.	1600000	5.43					
3	Deutsche Securities Mauritius Ltd.	899027	3.05					
4	General Insurance Corp. Of India	565972	1.92					
5	The New India Ass. Co. Ltd.	446010	1.52					
6	Kotak Tax Saver Scheme	384450	1.31					
7	Sigil India Ltd.	326250	1.11					
8	Franklin Templeton Mutual Fund	314768	1.07					
<b>TOTAL</b>		<b>5887053</b>	<b>20.00</b>	<b>0</b>	<b>0</b>	<b>0</b>	<b>0</b>	




(I)(c)(ii) Statement showing holding of securities (including shares, warrants, convertible securities) of persons (together with PAC) belonging to the category "Public" and holding more than 5% of the total number of shares of the company								
Sr. No.	Name(s) of the shareholder(s) and the Persons Acting in Concert (PAC) with them	Number of shares	Shares as a percentage of total number of shares (i.e., Grand Total (A)+(B)+(C) indicated in Statement at para (I)(a) above}	Details of warrants		Details of convertible securities		Total shares (including underlying shares assuming full conversion of warrants and convertible securities) as a % of diluted share capital
				Number of warrants	As a % total number of warrants of the same class	Number of convertible securities held	% w.r.t total number of convertible securities of the same class	
1	Reliance Capital Trustee Co. Ltd. A/c. Reliance Regular Savings Fund - Equity Option	1600000	5.43					
<b>TOTAL</b>		<b>1600000</b>	<b>5.43</b>	<b>0</b>				<b>0</b>




**(I)(d) Statement showing details of locked-in shares**

Sr. No.	Name of the shareholder	Number of locked-in shares	Locked-in shares as a percentage of total number of shares {i.e., Grand Total (A)+(B)+(C) indicated in Statement at para (I)(a) above}
1			0.00
2			0.00
3			0.00
4			0.00
5			0.00
6			0.00
7			0.00
8			0.00
9			0.00
<b>TOTAL</b>		<b>0</b>	<b>0.00</b>



**Statement showing details of Depository Receipts (DRs)**

Type of outstanding DR (ADRs, GDRs, SDRs, etc.)	Number of outstanding DRs	Number of shares underlying outstanding DRs	Shares underlying outstanding DRs as a percentage of total number of shares {i.e., Grand Total (A)+(B)+(C) indicated in Statement at para (I)(a) above}
			0.00
			0.00
			0.00
			0.00
			0.00
			0.00
			0.00
			0.00
			0.00
			0.00
			0.00
			0.00
			0.00
			0.00
			0.00
			0.00
			0.00
			0.00
			0.00
			0.00
			0.00
<b>TOTAL</b>	<b>0</b>	<b>0</b>	<b>0.00</b>



(II)(b) Statement showing holding of Depository Receipts (DRs), where underlying shares held by "promoter/promoter group" are in excess of 1% of the total number of shares

Sr. No.	Name of the DR Holder	Type of outstanding DR (ADRs, GDRs, SDRs, etc.)	Number of shares underlying outstanding DRs	Shares underlying outstanding DRs as a percentage of total number of shares {i.e., Grand Total (A)+(B)+(C) indicated in Statement at para (I)(a) above}
1				0.00
2				0.00
3				0.00
4				0.00
5				0.00
6				0.00
7				0.00
8				0.00
9				0.00
<b>TOTAL</b>			<b>0</b>	<b>0.00</b>

