



10th January, 2014

BSE Limited,
Floor 25, P.J. Towers,
Dalal Street,
MUMBAI-400 001.

~~The National Stock Exchange of India Limited,
Exchange Plaza,
Bandra Kurla Complex,
Bandra (E)
MUMBAI-400 001.~~

Dear Sir,


Sub: Shareholding Pattern as on 31st December, 2013.

Please find enclosed the Shareholding Pattern on a quarterly basis as on 31st December, 2013 in the prescribed format.

This is in compliance with clause 35 of the Listing Agreement.

Thanking you,

Yours faithfully,
For **ZUARI GLOBAL LIMITED**



H.C.SHAH
General Manager - Finance & Accounts

Encl: as above


ZUARI GLOBAL LIMITED
(Formerly known as Zuari Industries Limited)
Registered Office : Jai kisaan Bhawan, Zuarinagar, Goa - 403 726, India.
Telephone : (0832) 2592180, 2592181
FAX : (0832) 2555279

Introductory sub-table (I)(a)

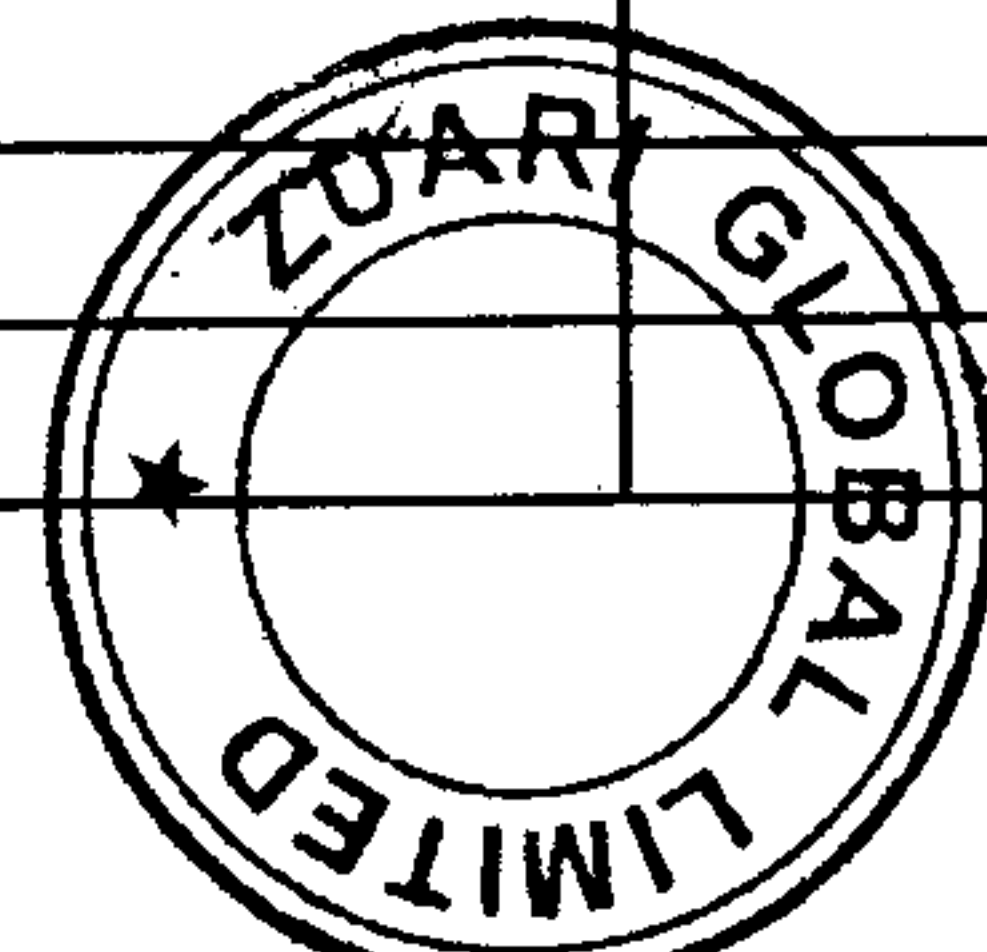
Name of the Company: ZUARI GLOBAL LIMITED (formerly known as Zuari Industries Limited)			
Scrip Code, Name of the scrip, class of security: 500780 ZUARIGLOB			
Quarter ended: 31st December, 2013			
Partly paid-up shares:-		No. of partly paid-up shares	As a % of total no. of partly paid-up shares
			As a % of total no. of shares of the company
Held by promoter/promoter group			
Held by public			NIL
Total - D		0	
Outstanding convertible securities:-		No. of outstanding securities	As a % of total no. of outstanding convertible securities
			As a % of total no. of shares of the company, assuming full conversion of the convertible securities
Held by promoter/promoter group			
Held by public			NIL
Total - E		0	
Warrants:-		No. of warrants	As a % of total no. of warrants
			As a % of total no. of shares of the company, assuming full conversion of warrants
Held by promoter/promoter group			
Held by public			NIL
Total - F		0	
Total paid-up capital of the company, assuming full conversion of warrants and convertible securities,		29440604 EQUITY SHARES of Rs.10/- EACH AGGREGATING TO Rs.294406040/-	



Statement Showing Shareholding Pattern									
Category code	Category of Shareholder	Number of Shareholders	Table (I)(a)		Total shareholding as a percentage of total number of shares		Shares Pledged or otherwise encumbered		
			Total number of shares	Number of shares held in dematerialized form	As a percentage of (A+B) ¹	As a percentage of (A+B+C)	Number of shares	As a percentage	
(I)	(II)	(III)	(IV)	(V)	(VI)	(VII)	(VIII)	(VIII)/(IV)*100	
(A)	Shareholding of Promoter and Promoter Group ²								
1	Indian								
(a)	Individuals/ Hindu Undivided Family								
		5	1181518	1181518	4.01	4.01	0	0.00	
(b)	Central Government/ State Government(s)								
(c)	Bodies Corporate	20	10180194	10180194	34.58	34.58	1650000	16.21	
(d)	Financial Institutions/ Banks								
(e)	Any Others(Specify)								
(e-i)									
(e-ii)									
	Sub Total(A)(1)	25	11361712	11361712	38.59	38.59	1650000	14.52	



2	Foreign								
a	Individuals (Non-Residents Individuals/ Foreign Individuals)								
b	Bodies Corporate	2	7491750	7491750	25.45	25.45			
c	Institutions								
d	Any Others(Specify)								
d-i									
d-ii									
	Sub Total(A)(2)	2	7491750	7491750	25.45	25.45			
	Total Shareholding of Promoter and Promoter Group (A)= (A)(1)+(A)(2)	27	18853462	18853462	64.04	63.43	1650000	8.75	
(B)	Public shareholding								
1	Institutions								
(a)	Mutual Funds/ UTI	7	2047804	2047704	6.96	6.96			
(b)	Financial Institutions / Banks	32	3840	675	0.01	0.01			
(c)	Central Government/ State Government(s)								
(d)	Venture Capital Funds								
(e)	Insurance Companies	9	2433344	2433094	8.27	8.27			
(f)	Foreign Institutional Investors	15	1255317	1254917	4.26	4.26			
(g)	Foreign Venture Capital Investors								
(h)	Any Other (specify)								
(h-i)	Foreign Bank	1	217	217	0.00	0.00			




5

(h-ii)									
	Sub-Total (B)(1)	64	5740522	5736607	19.50	19.50			
B 2	Non-institutions								
(a)	Bodies Corporate	422	1127759	1110574	3.83	3.83			
(b)	Individuals								
I	Individuals -i. Individual shareholders holding nominal share capital up to Rs 1 lakh	36127	3299816	2962449	11.21	11.21			
II	ii. Individual shareholders holding nominal share capital in excess of Rs. 1 lakh.	13	214536	199346	0.73	0.73			
(c)	Any Other (specify)								
(c-i)	Clearing Members	123	80310	80310	0.27	0.27			
(c-ii)	Non Resident Indians	220	77384	74547	0.26	0.26			
(c-iii)	Overseas Bodies Corp.	1	450						
(c-iv)	Trusts	6	6365	6365	0.02	0.02			
	Sub-Total (B)(2)	36912	4806620	4433591	16.32	16.32			
(B)	Total Public Shareholding (B)= (B)(1)+(B)(2)	36976	10547142	10170198	35.87	35.87			
	TOTAL (A)+(B)	37003	29400604	29023660	100.00	100.00	1650000	5.61	



2


(C)	Shares held by Custodians and against which Depository Receipts have been issued								
1	Promoter and Promoter Group								
2	Public								
	Sub-Total (C)	0	0	0	0	0	0	0	0
	GRAND TOTAL (A)+(B)+(C)	37003	29400604	29023660	100.00	100.00	1650000	5.61	



(I)(b) Statement showing holding of securities (including shares, warrants, convertible securities) of persons belonging to the category "Promoter and Promoter Group"

Sr. No.	Name of the shareholder	Details of Shares held		Encumbered shares (*)			Details of warrants		Details of convertible securities		Total shares (including underlying shares assuming full conversion of warrants and convertible securities) as a % of diluted share capital
		Number of shares held	As a % of grand total (A) + (B) + (C)	No.	As a percentage	As a % of grand total (A)+(B)+(C) of sub-clause (I)(a)	Number of warrants held	As a % total number of warrants of the same class	Number of convertible securities held	As a % total number of convertible securities of the same class	
(i)	(ii)	(iii)	(iv)	(v)	(vi) = (v)/(iii)*100	(vii)	(viii)	(ix)	(x)	(xi)	(xii)
1	Globalware Holdings Ltd.	7012000	23.82								
2	Texmaco Infrastructure & holdings It	2757941	9.37								
3	Adventz Investments & Holdings Ltd	1120189	3.80								
4	Coltrane Corpn. Ltd.	479750	1.63								
5	Jeewan Jyoti Medical Society	138550	0.47								
6	ADVENTZ FINANCE PRIVATE LIMITED	85789	0.29								
7	Duke Commerce Ltd.	301761	1.02								
8	Saroj Kumar Poddar	532287	1.81								
9	Adventz Securities Enterprises Ltd.	98804	0.34								
10	Adventz Inv. Co. Pvt. Ltd.	32500	0.11								
11	Ricon Commerce Ltd.	8100	0.03								
12	Jyotsna Poddar	471621	1.60								
13	New Eros Tradecom Ltd.	1196767	4.07								
14	SIL Investments Ltd.	3208000	10.90	1650000	51.43	5.61					
15	Pilani Investment & Ind. Corp. Ltd.	434000	1.47								
16	Birla Education Trust	390600	1.33								
17	RTM Investment & Trading Co. Ltd.	110768	0.38								
18	SCM Investment & Trading Co. Ltd.	35000	0.12								
19	HTL Investment & Trading Co. Ltd.	42630	0.14								
20	Shradhanjali Inv. & Trad. Co. Ltd.	42630	0.14								
21	Ronson Traders Ltd.	63200	0.21								
22	Sarla Devi Birla	30000	0.10								
23	Usha Flowell Ltd.	49025	0.17								
24	Britex India Ltd.	31970	0.11								
25	Udit India Ltd.	31970	0.11								
26	Saroj Kumar Poddar (HUF)	10457	0.04								
27	Akshay Poddar	137153	0.47								
TOTAL		18853462	64.04	1650000	8.75	5.61	0	0	0	0	0

(*) The term "encumbrance" has the same meaning as assigned to it in regulation 28(3) of the SAST Regulations, 2011




(I)(c)(i) Statement showing holding of securities (including shares, warrants, convertible securities) of persons belonging to the category "Public" and holding more than 1% of the total number of shares

Sr. No.	Name of the shareholder	Number of shares held	Shares as a percentage of total number of shares {i.e., Grand Total (A)+(B)+(C) indicated in Statement at para (I)(a) above}	Details of warrants		Details of convertible securities		Total shares (including underlying shares assuming full conversion of warrants and convertible securities) as a % of diluted
				Number of warrants held	As a % total number of warrants of the same class	Number of convertible securities held	% w.r.t total number of convertible securities of the same class	
1	Life Insurance Corp. of India	1350526	4.59					
2	Reliance Capital Trustee Co. Ltd.	1600000	5.43					
3	Deutsche Securities Mauritius Ltd.	899027	3.05					
4	General Insurance Corp. Of India	565922	1.92					
5	The New India Ass. Co. Ltd.	446010	1.51					
6	Sigil India Ltd.	331200	1.12					
7	Franklin Templeton Mutual Fund	314768	1.07					
TOTAL		5507453	18.71	0	0	0	0	




(I)(c)(ii) Statement showing holding of securities (including shares, warrants, convertible securities) of persons (together with PAC) belonging to the category "Public" and holding more than 5% of the total number of shares of the company								
Sr. No.	Name(s) of the shareholder(s) and the Persons Acting in Concert (PAC) with them	Number of shares	Shares as a percentage of total number of shares (i.e., Grand Total (A)+(B)+(C) indicated in Statement at para (I)(a) above)	Details of warrants		Details of convertible securities		Total shares (including underlying shares assuming full conversion of warrants and convertible securities) as a % of diluted share capital
				Number of warrants	As a % total number of warrants of the same class	Number of convertible securities held	% w.r.t total number of convertible securities of the same class	
1	Reliance Capital Trustee Co. Ltd. A/c. Reliance Regular Savings Fund - Equity Option	1600000	5.43					
TOTAL		1600000	5.43	0	0	0	0	0



(D)(d) Statement showing details of locked-in shares

Sr. No.	Name of the shareholder	Number of locked-in shares	Locked-in shares as a percentage of total number of shares {i.e., Grand Total (A)+(B)+(C) indicated in Statement at para (D)(a) above}
1			
2			
3			
4			
5			
6			
7			
8			
9			
TOTAL		0	0.00


4



(II)(a) Statement showing details of Depository Receipts (DRs)

Sr. No.	Type of outstanding DR (ADRs, GDRs, SDRs, etc.)	Number of outstanding DRs	Number of shares underlying outstanding DRs	Shares underlying outstanding DRs as a percentage of total number of shares {i.e., Grand Total (A)+(B)+(C) indicated in Statement at para (I)(a) above}
1				
2				
3				
4				
5				
6				
7				
8				
9				
TOTAL		0	0	0.00

u



(II)(b) Statement showing holding of Depository Receipts (DRs), where underlying shares held by "promoter/promoter group" are in excess of 1% of the total number of shares

Sr. No.	Name of the DR Holder	Type of outstanding DR (ADRs, GDRs, SDRs, etc.)	Number of shares underlying outstanding DRs	Shares underlying outstanding DRs as a percentage of total number of shares {i.e., Grand Total (A)+(B)+(C) indicated in Statement at para (I)(a) above}
1				
2				
3				
4				
5				
6				
7				
8				
9				
TOTAL			0	0.00

4

